



erwin Data Intelligence Suite

Licensing Guide

Release v11.0

Legal Notices

This Documentation, which includes embedded help systems and electronically distributed materials (hereinafter referred to as the Documentation), is for your informational purposes only and is subject to change or withdrawal by Quest Software, Inc and/or its affiliates at any time. This Documentation is proprietary information of Quest Software, Inc and/or its affiliates and may not be copied, transferred, reproduced, disclosed, modified or duplicated, in whole or in part, without the prior written consent of Quest Software, Inc and/or its affiliates

If you are a licensed user of the software product(s) addressed in the Documentation, you may print or otherwise make available a reasonable number of copies of the Documentation for internal use by you and your employees in connection with that software, provided that all Quest Software, Inc and/or its affiliates copyright notices and legends are affixed to each reproduced copy.

The right to print or otherwise make available copies of the Documentation is limited to the period during which the applicable license for such software remains in full force and effect. Should the license terminate for any reason, it is your responsibility to certify in writing to Quest Software, Inc and/or its affiliates that all copies and partial copies of the Documentation have been returned to Quest Software, Inc and/or its affiliates or destroyed.

TO THE EXTENT PERMITTED BY APPLICABLE LAW, QUEST SOFTWARE, INC. PROVIDES THIS DOCUMENTATION AS IS WITHOUT WARRANTY OF ANY KIND, INCLUDING WITHOUT LIMITATION, ANY IMPLIED WARRANTIES OF MERCHANTABILITY, FITNESS FOR A PARTICULAR PURPOSE, OR NONINFRINGEMENT. IN NO EVENT WILL QUEST SOFTWARE, INC. BE LIABLE TO YOU OR ANY THIRD PARTY FOR ANY LOSS OR DAMAGE, DIRECT OR INDIRECT, FROM THE USE OF THIS DOCUMENTATION, INCLUDING WITHOUT LIMITATION, LOST PROFITS, LOST INVESTMENT, BUSINESS INTERRUPTION, GOODWILL, OR LOST DATA, EVEN IF QUEST SOFTWARE, INC. IS EXPRESSLY ADVISED IN ADVANCE OF THE POSSIBILITY OF SUCH LOSS OR DAMAGE.

The use of any software product referenced in the Documentation is governed by the applicable license agreement and such license agreement is not modified in any way by the terms of this notice.

The manufacturer of this Documentation is Quest Software, Inc and/or its affiliates Provided with Restricted Rights. Use, duplication or disclosure by the United States Government is subject to the restrictions set forth in FAR Sections 12.212, 52.227-14, and 52.227-19(c)(1) - (2) and DFARS Section 252.227-7014(b)(3), as applicable, or their successors.

Copyright© 2021 Quest Software, Inc. and/or its affiliates All rights reserved. All trademarks, trade names, service marks, and logos referenced herein belong to their respective companies.

Contact erwin

Understanding your Support

Review [support maintenance programs and offerings](#).

Registering for Support

Access the [erwin support](#) site and click Sign in to register for product support.

Accessing Technical Support

For your convenience, erwin provides easy access to "One Stop" support for [erwin Data Intelligence Suite \(DI Suite\)](#), and includes the following:

- Online and telephone contact information for technical assistance and customer services
- Information about user communities and forums
- Product and documentation downloads
- erwin Support policies and guidelines
- Other helpful resources appropriate for your product

For information about other erwin products, visit <http://erwin.com/>.

Provide Feedback

If you have comments or questions, or feedback about erwin product documentation, you can send a message to distechpubs@erwin.com.

erwin Data Modeler News and Events

Visit www.erwin.com to get up-to-date news, announcements, and events. View video demos and read up on customer success stories and articles by industry experts.

Contents

Legal Notices	2
Contents	5
Licensing	6
Understand Licensing	7
Obtain and Activate a License	8
View or Renew License	10
Renewing License	10
Configuring License Renewal Reminders	11
FAQs	13

Licensing

erwin uses named user-based software licensing service to cater its licenses for erwin Data Intelligence Suite (DI Suite) and its components. Multiple mechanisms and types of licenses are available, from which you can choose the one that suits your business needs.

To understand the types of licenses and available mechanisms, and obtaining a suitable one, refer to the following topics:

1. [Understand Licensing](#)
2. [Obtain and Activate a License](#)
3. [View or renew License](#)
4. [FAQs](#)

Understand Licensing

erwin Data Intelligence Suite (DI Suite) licensing model is based on named user - a single, exclusive license for a single named user. For example, using a named user license, you can create only one erwin DI Suite user account. That is, one named user-based license corresponds to one unique user.

erwin offers the following license types for erwin DI Suite.

- Evaluation (15-30 days)
- Annual Subscription (365 days)
- Partner Not for Resale (NFR) (365 days)
- Custom (custom number of days and components as required for the project)

Evaluation (15-30 days)

This license type is generally used for Proof of Concept (POCs) or any trial usages. You can select additional components along with the number of named users as required.

Annual Subscription (365 days)

This license type is for a duration of one year and needs to be renewed after this duration. In this license type, you can select additional components along with the number of named users as required.

Partner NFR (365 days)

This license type is provided to all the erwin DI Suite partners, subjected to NFR legal documentation. Its duration is for one year.

Custom (custom number of days and components as required for the project)

This license type allows to add more components as required. Additional components include Codeset Manager, Business Glossary, and Business User Portal. It also allows to select custom number of evaluation days and named users as required.

Obtain and Activate a License

To obtain a license contact [Support](#) or use the [web licensing form](#), or contact your license administrator. Provide the required information to submit a license request. Once the request is verified, you will receive a license key. Ensure that you keep a note of the license key. To use erwin Data Intelligence Suite (DI Suite) using this license key, you first need to activate the license key.



Ensure that erwin DI Suite is deployed and the server is up and running.

When you first open erwin DI Suite, the erwin DI Suite log in page appears.

erwin
by Quest

Data Intelligence

User Name

Password

I accept & agree to the terms of the EULA

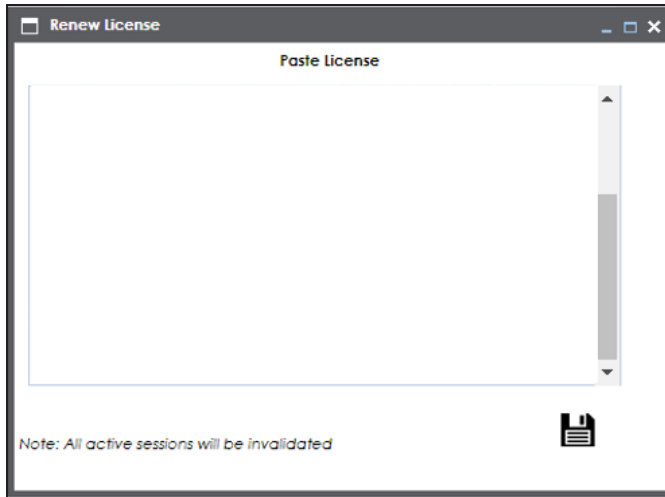
SIGN IN

Can't access your account? [Activate Software](#)

To activate a license, follow these steps:

1. On the erwin DI Suite log in page, click **Activate Software**.

The Renew License page appears.



2. In the space provided, copy and paste the license key that you received from erwin Support or your license administrator.

3. Click .

On successful activation of the license, you can see the name of the named user that is licensed to.

For example, the following image displays the user as Development License.

erwin
by Quest

Data Intelligence

User Name

Password

I accept & agree to the terms of the EULA

SIGN IN

[Can't access your account?](#)

Licensed To: Development License

View or Renew License

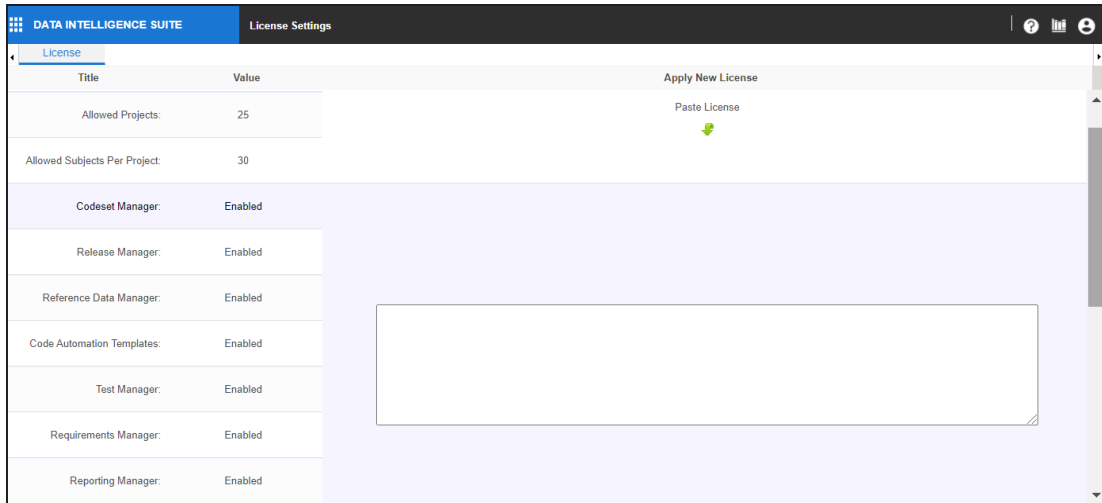
A license to erwin Data Intelligence Suite (DI Suite) is for limited duration. You can renew your license before it expires. It is also possible to configure the reminder time frames for the license renewal.

Renewing License

To renew your license, follow these steps:

1. Go to **Application Menu > Settings > License**.

The License Settings page appears. It provides space to enter license for renewals. It also displays information about your current license, such as selected components, number of named users, allowed number of concurrent users and so on.



2. Paste the license URL in the space provided and click **Activate License**.

The license is renewed.

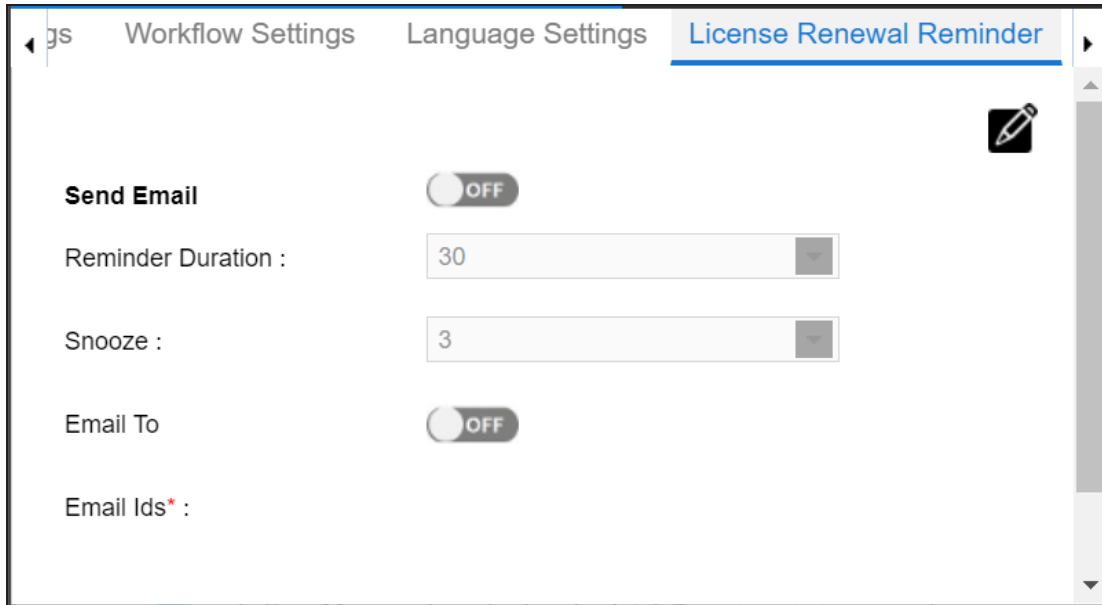
Configuring License Renewal Reminders


You can send license renewal reminders to a list of recipients from the administrator's email ID. You can also set reminder time frame and snooze time in days.

To configure license renewal reminders, follow these steps:

1. Go to **Application Menu > Settings > Miscellaneous > License Renewal Reminder**.

The following page appears.



2. Click .
3. Use the following options to set reminders:

Send Email

Switch **Send Email** to **ON** to enable reminder emails.

Reminder Duration

You can select the reminder duration in days. For example, if you select 30, the reminder emails are sent thirty days prior to the license expiry date.

Snooze

You can select the snooze time in days. For example, if you select 3, the reminder emails are sent daily, starting three days prior to license expiry date.

Email To

Switch **Email To** to **ON** to enable Email Ids box.

Email Ids

Enter the email IDs of users, who should receive the reminder emails.

4. Click .

License renewal reminders are configured.

FAQs

The following FAQs provide answers to your general queries related to erwin Data Intelligence Suite (DI Suite) license.

1. How can I get the license key for erwin DI Suite?

To obtain a license, contact [Support](#) or use the [web licensing form](#), or contact your license administrator. Provide the required information to submit a license request. Once your request is verified, you will receive a license key.

2. If I sign a three year contract, is this license key valid for three years?

No, the license key provided to you is valid only for a year. A new license key will be provided to you every year.

3. Does erwin DI Suite provide concurrent-based software licensing?

No, currently erwin DI Suite does not support concurrent-based software licensing. It supports named user-based software licensing.

4. Does erwin DI Suite provide necessary reminders ahead of the license expiry?

Yes, you can set reminder time frames and send reminder emails to responsible administrators within your organization. For more information on configuring license renewal reminders, refer to the [Configuring License Renewal Reminders](#) topic.

5. What needs to be done if there is an issue with the license under a year?

You can reach out to your erwin counterpart or contact [Support](#) or use the [web licensing form](#).

6. How can I extend my license?

To extend your license, contact your erwin counterpart or contact [Support](#) or use the [web licensing form](#).

7. How to apply my license key?

Please refer to the [Obtain and Activate a License](#) topic.